

# Preferred Pack<sup>®</sup>

## POLY BUNDLERS / SLEEVE WRAPPERS

*The First Continuous  
Motion Poly Bundler  
with Servo Technology.  
Speeds up to 60 ppm.*



Preferred Pack is proud to bring you a full line of Poly Bundler / Sleeve Wrapping Machines. Available in Semi-Automatic, Fully Automatic, In-Line and Fully Automatic Right Angle. We have a machine to fit your product requirements. Package speeds of 5 to 60 ppm can be obtained depending on package size and film thickness.

# SEMI-AUTOMATIC MODEL



## Model SFE-800 SA Semi-Automatic Poly Bundlers with Attached Shrink Tunnel

Operator simply hands product in front of pusher bar, presses the dual start buttons to activate the pneumatic pusher bar to advance product through seal area. Production speeds of 5 to 10 ppm depending on package size and film used. Available with four seal widths: 23", 29", 41" or 57".

- All tunnels feature heavy duty metal mesh conveyor belts which are extremely durable and require "no maintenance"



- All Poly Bundler Tunnel Combinations feature adjustable cooling tower at tunnel discharge.

# SPECIALTY POLY BUNDLERS



**Model SB-500**  
Poly Stretch Banding Machine




**Model SC-600 AM**  
Fully Automatic "Total Enclosure" Wrapping System



- Right Angle Infeeds with Upstacker Capabilities

## AVAILABLE OPTIONS



- Multiple Lining Devices to Increase Production Speeds of Bottle or Can Lines.



- Automatic Insertion of Corrugated Base Support of Package




# FULLY AUTOMATIC IN-LINE



- Extended length tunnels available for large or longer packages.


- Total package enclosure is possible by using excess film and natural overlapping or heat sealing together excess film and compression rollers at discharge end of tunnel.



In-Line Automatic with upstacker

- Production Speeds of 10 to 20 ppm depending on package size and film thickness
- Fully Automatic operation - photo eye activation on seal cycle
- Heavy duty steel frame construction with heavy use of stainless steel
- Self cleaning hot knife for smoke free sealing - “no maintenance”
- Re-circulating air chamber in tunnel provides for great looking packages
- Pneumatic product hold down helps to stabilize product during transfer

# FULLY AUTOMATIC RIGHT-ANGLE



- 90 Product Feed
- Compact Design
- Single or Multiple Lanes Available
- 1, 2, or 3 Stroke Pusher is Adjustable on Control Panel
- Package Configuration of 1x3, 1x6, 2x3, 2x6, 3x6, or 3x8 are Available

# SFE SPECIFICATIONS

SFE	600	800	1100	1500
<i>Total Length</i>				
A1	102	116	121	146
A2	97	116	129	165
<i>Machine Width</i>				
B	30	38	50	66
<i>Width of Feed Belt</i>				
C	14	18	18	25.6
<i>Width of Conveyor</i>				
D	18	26	38	53.5
<i>Width of Welding Bar</i>				
E	22	30	42	58
<i>Length of Feed Belt</i>				
F	27.5	35.5	43	59
<i>Max. Package Length</i>				
G	16	20	20	27.5
<i>Max. Package Height</i>				
H	12.5	13.7	15.7	13.7/23.5
<i>Approx. Weight</i>	1,320 lbs.	1,650 lbs.	2,000 lbs.	3,000 lbs.
<i>Installed Power (KW)</i>	8.7	16.6	20.7	25.1
<i>Average Power Use (KW)</i>	4/6	8/12	10/15	13/18

Dimensions are shown in inches

